



BXR

樹枝粉碎機(曳引機三點配掛式) BX 52R

3PH HYDRAULIC ROLLER FEED

With a PTO powered rotor and hydraulic feed hopper, branches, limbs and brush are control fed for continuous chipping at maximum capacity.

Wallenstein uses Pioneer style ball type hydraulic couplings for all tractor auxiliary connections. Substitutions are not available from Wallenstein and must be made at the customers expense.



STANDARD FEATURES

Adjustable Chute

Oversized Heavy Duty Rotor

Hardened Tool Reversible Chipper Blades

Slab style opening

Bearing Protection Plate

NEW



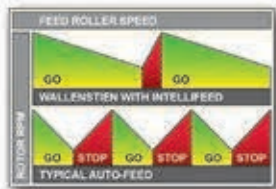
BX 52R

- 18-50 HP Range
 - 40-45 HP Required for Max. Capacity (BX52R)
 - 30-45 HP Required for Max. Capacity (BX52RI)
 - 5" x 10" Chipper Housing Opening
 - 24.75" Rotor with 4 Knives at 125 lbs.
 - Dimensions (LxWxH) 62" x 61" x 74"
 - 74" Discharge Hood Height, 270° rotation
 - 845 lbs. Total Weight
- BX 52RI: Includes IntelliFeed

Quik Hitch and iMatch systems may require longer PTO shafts for optimum and safe performance, replacements are not available from Wallenstein and must be made at the customers expense. iMatch systems require adapter bushings not available from WiMatch systems require adapter bushings not available from Wallenstein and must be purchased at the customers expense.allenstein and must be purchased at the customers expense.

INTELLIFEED

ELECTRONIC CONTROL SYSTEM



The optional fully programmable, IntelliFeed monitors the rotor's rpm, slowing the rollers' speed as needed. IntelliFeed continues the chipping at a volume that best matches its rpm.



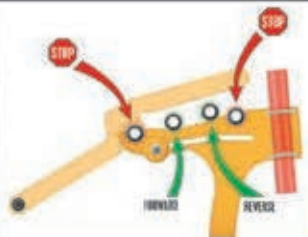

CHIPPERS / SHREDDERS

CHOOSE THE RIGHT CHIPPER FOR YOU.

LOG DIAMETER CHIPPING CAPACITY

MODEL		
BX 52R	BX 72R	BX 102R

BX102R



OPTIONAL

Easy start tension relief

Dual active rollers

Safety control bar

Top roller hydraulic lift with 1800 lbs crush force (102RP/RPI)

Hydraulic winch with 1200 lbs pull force (102RP/RPI)



BX 72R

- 40-100 HP Range
- 60-70 HP Required for Max. Capacity
- 7" x 12" Chipper Housing Opening
- 28" Rotor with 4 Knives at 185 lbs.
- Dimensions (LxWxH) 83" x 56" x 90"
- 90° Discharge Hood Height
- 1300 lbs. Total Weight
- Optional Hydraulic Power Pack (Part #C3540)
- * 3PH mount iMatch™ & quick hitch compatible
- BX 72RI: Includes IntelliFeed



BX 102R


- 65-150 HP Range
- 90-120 HP Required for Max. Capacity
- 10"Hx17"W Chipper Housing Opening
- 10" Diameter Capacity (Max 17" Slab)
- 36" Rotor with 4 Knives at 425 lbs.
- Dimensions (LxWxH) 108" x 87" x 100" Open
- 2000 lbs. Total Weight
- Optional Hydraulic Power Pack (Part# C4550)
- * 3PH mount iMatch™ & quick hitch compatible
- BX 102RI: Includes IntelliFeed
- BX 102RP: Includes Hydraulic Winch and Top Roller Hydraulic Lift
- BX 102RPI: Includes IntelliFeed, Hydraulic Winch and Top Roller Hydraulic Lift

Quick Hitch and iMatch systems may require longer PTO shafts for optimum and safe performance, replacements are not available from Wallenstein and must be made at the customers expense. iMatch systems require adaptor bushings not available from Wallenstein and must be purchased at the customers expense.

* Requires 3 plus g.p.m. from tractor remotes


Options

Reversible Rotor knife



Part#	Description
1056M303	• BX32S, BXM32, BXMT3213, BXMT3209, BXMT3214SU, BXMC32B, BXMC32S, BXC32
1011M103	• BX42S, BXT4213, BXT4224, BXM42, BXM42, BXT4214SU, BXT4228SU
1012M203	• BX62S
1019M903	• BX92S, BX102 Series
1053M303	• BXTR6438F, BXT6224, BXT6228SU, BXT6238, BX72 Series

Ledger Knife



Part#	Description
1056M304	• BX32S, BXM32, BXMT3213, BXC32, BXMT3209, BXMT3214SU, BXMC32B, BXMC32C
1011M104	• BX42S, BXT4213, BXT4224, BX42R, BXM42, BXH42, BXT4214SU, BXT4228SU, BXMT4224, BXT4228SU
1012M204	• BX62S, BXT6224, BXT6238, BX72 Series, BXT6228SU, BXTR6438 Series
1019M904	• BX92, BX102 Series

Shredder Knife



Part#	Description
1056M108	• BXM32, BXMT32
1016M608	• BXM42, BXMT4224

Screens



Part#	Description
1071L240	• 0.75" Round Screen • BXMC32S
1074L250	• 1.5" Round Screen • BXMC32S
1074L260	• 1.5" Wet Screen • BXMC32S

Trailer Hitch



Part#	Description
1082A355	• BXMC32S & BXMC32B

Mulch Collector Bag



Part#	Description
Z99006	• BXMC32B / BXC 32

Ledger Knife Clearance Gauge

Part#	Description
1012L269	• for use on all Chippers

Electric Brake Kit

Part#	Description
C300	• standard on BXTR6438P

Self-Contained PTO Power Pack

Part#	Description
C3540	• BX42R, BX52R, BX72R
C4550	• BX102R

Colour Options



When ordering, please use 3 letter colour designation behind models